
Subject: Pasting rows between worksheets

Posted by [sbembenek18](#) on Sat, 05 Oct 2019 20:36:09 GMT

[View Forum Message](#) <> [Reply to Message](#)

How do I copy a row from one worksheet and paste it into another worksheet?

Subject: Re: Pasting rows between worksheets

Posted by [nbehrnd](#) on Sun, 06 Oct 2019 22:33:10 GMT

[View Forum Message](#) <> [Reply to Message](#)

First, in the file containing the data of interest, left-mouse click on the gray integer outside the table which precedes the line of interest. This causes the complete line to be marked by a red rectangle:

and chose Edit -> Copy (or, Ctrl + C).



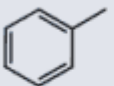



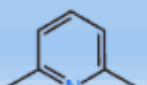

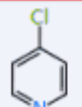
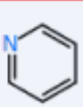
Now simply chose Edit -> Paste Special -> Paste with Header Row. This will both initiate a new .dwar file and populate the file with the selected row:

To copy multiple adjacent lines from one .dwar file into the next, keep the shift-key pressed during the selection with the left-mouse button click. To copy multiple lines which are not adjacent to each other into a new .dwar file, use the Ctrl key instead.

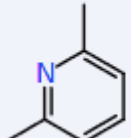

Norwid

File Attachments

1) [mark.png](#), downloaded 1567 times

| | Structure | Total Molweight | Ring Systems |
|---|---|-----------------|---|
| 1 |  | 78.1136 |  |
| 2 |  | 92.1405 |  |
| 3 |  | 79.1017 |  |
| 4 |  | 107.155 |  |
| 5 |  | 113.547 |  |

2) [paste.png](#), downloaded 1507 times

| | Structure | Total Molweight | Ring Systems |
|---|--|-----------------|--|
| 1 |  | 107.155 |  |

Subject: Re: Pasting rows between worksheets
 Posted by [thomas](#) on Wed, 09 Oct 2019 21:24:35 GMT
[View Forum Message](#) <> [Reply to Message](#)

If you intend to overwrite cells of an existing DataWarrior table with the clipboard content, then do: right mouse click on first cell of target table, select "Paste into table". This functionality is new. It is already part of the downloadable beta version and will be officially available in the next update due at the end of 2019.

Subject: Re: Pasting rows between worksheets
 Posted by [zhentg](#) on Tue, 10 Mar 2020 09:04:56 GMT
[View Forum Message](#) <> [Reply to Message](#)

With the latest DataWarrior (v5.2.1), the "paste into table" is not functioning.

I want to duplicate a row in the same table

1. the 1st column is structure type, and right click the cell does not pop up "paste into table" context menu
2. so I right click other non-structure type cells, and click "paste into table" in the context menu, but no new row appears, and some data replaced the content of the cell I right clicked.

Could you help?

Subject: Re: Pasting rows between worksheets
Posted by [thomas](#) on Tue, 10 Mar 2020 21:41:34 GMT
[View Forum Message](#) <> [Reply to Message](#)

There are two answers to it:

- 'Paste into table' used to work with alphanumeric content only. Therefore, structure and reaction cells didn't have the 'Paste into table' item in their popup menus.
- 'Paste into table' is not an 'append to table' functionality. It starts exactly at the cell that is clicked with the mouse to produce the menu. For copying and appending entire rows, you need to add the right number of empty rows, copy all cells of one or more rows (without header) and paste them from the popup menu from the first column of the first empty row.

The current development version now supports copy and paste of reactions and structures if they are part of copied cells that are pasted with 'Paste into table'. This includes 2D- or 3D-coordinates and reaction mapping information, which is now encoded as part of the text information exchanged through the clipboard. If there are 2D- and 3D-atom-coordinates, the the 2D-coords are copied.

The update can be downloaded as openmolecules.org/datawarrior/dw521win.zip (for Windows) or openmolecules.org/datawarrior/dw521x.zip (for Linux and Mac). To update, you need the official V.5.2.1 version to be installed. Then unzip the zip-file and put all files from the zip file into the datawarrior installation folder, where they replace older ones. To be on the save side, you should keep the old files in case you choose to revert.

Subject: Re: Pasting rows between worksheets
Posted by [zhentg](#) on Thu, 19 Mar 2020 02:39:05 GMT
[View Forum Message](#) <> [Reply to Message](#)

Thanks Thomas, with your updated introduction, I can copy and paste now. Below is my note for this function.

Copy rows(contains 2D, 3D and reaction) and paste to table

Ref

<http://openmolecules.org/forum/index.php?t=msg&th=255&start=0&>

Update

3/19/2020

Available only after v5.2.1

How-to

Select some rows you want to copy, right click on one of the selected rows, then click "Copy Selection Without Header"

Add a new empty row

Disable all filter to show the added empty row

Right click on the 1st cell of the added empty row, click "Paste Into Table"

Done