
Subject: problems about downloading datawarrior for windows

Posted by [zhangyu](#) on Thu, 12 Apr 2018 00:50:05 GMT

[View Forum Message](#) <> [Reply to Message](#)

can't download datawarrior4.7.2 64-bit for windows

Subject: Re: problems about downloading datawarrior for windows

Posted by [thomas](#) on Mon, 16 Apr 2018 18:09:33 GMT

[View Forum Message](#) <> [Reply to Message](#)

I just downloaded the 64-bit Windows installer and even compared the md5 checksum, which is correct.

If the problem persists, I assume that you have network problems or some kind of a firewall issue...

Thomas

Subject: Re: problems about downloading datawarrior for windows

Posted by [Gavin](#) on Wed, 25 Apr 2018 14:54:29 GMT

[View Forum Message](#) <> [Reply to Message](#)

Hi Thomas,

I have just got a new Windows 10 laptop, and have installed 32-bit DW, however I can't get the program to run. I don't get any error messages but after double-clicking the DW icon nothing happens. Java is up-to-date.

Any suggestions very welcome.

Tahnks,

Gavin.

Subject: Re: problems about downloading datawarrior for windows

Posted by [thomas](#) on Wed, 25 Apr 2018 21:35:27 GMT

[View Forum Message](#) <> [Reply to Message](#)

Hi Gavin,

what happens, if you type 'java -version' in the command line window?

You should see something like the following, but in your case not include '64-bit':

```
java version "1.8.0_131"
```

```
Java(TM) SE Runtime Environment (build 1.8.0_131-b11)
```

```
Java HotSpot(TM) 64-Bit Server VM (build 25.131-b11, mixed mode)
```

Subject: Re: problems about downloading datawarrior for windows

Posted by [zhangyu](#) on Thu, 26 Apr 2018 02:40:52 GMT

[View Forum Message](#) <> [Reply to Message](#)

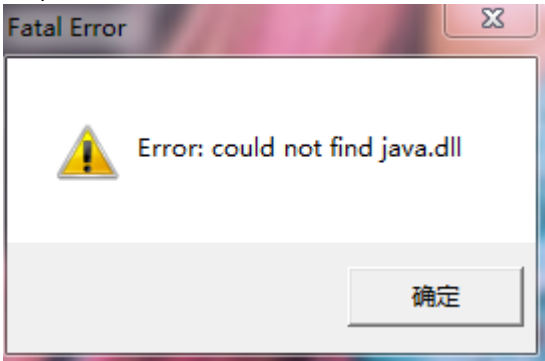
Hi Thomas,

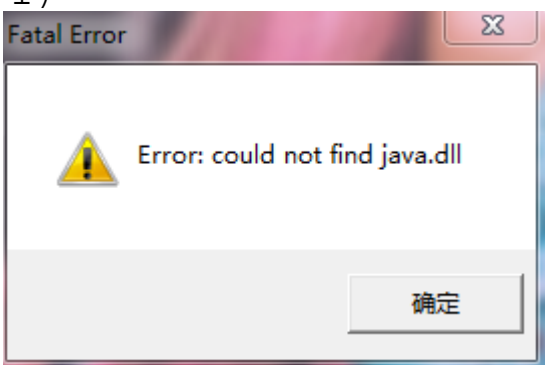
First of all thank you very much for your advice. I have successfully downloaded Datawarrior 4.7.2-64 for Windows. But now I have another problem that I can't run this program.

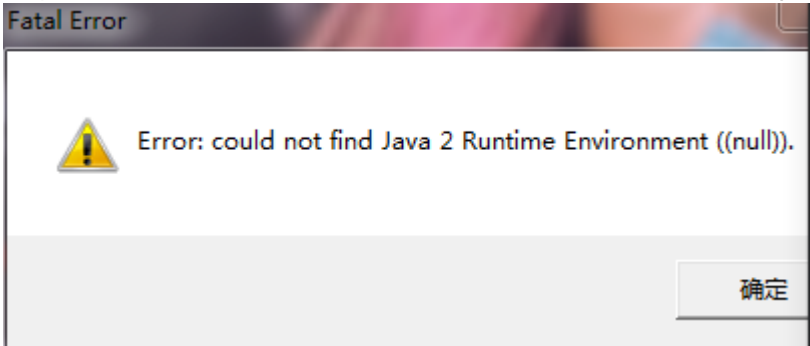
My computer is Windows 64-bit, JDK 64-bit is properly installed and configured, and it is also displayed in cmd.exe. However, each time I run datawarrior, the following two dialog boxes pop up. I don't know what it means. Do you have any suggestions?

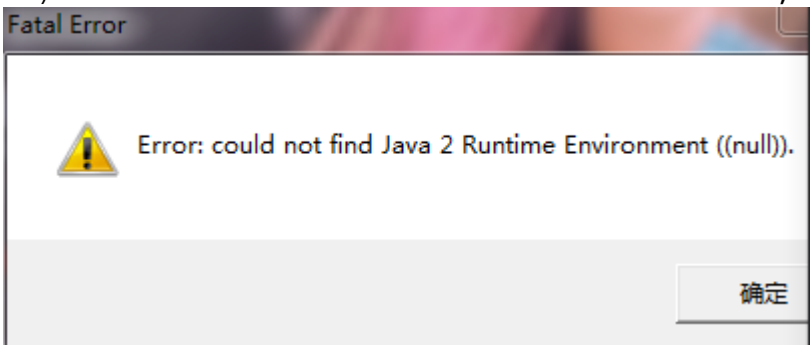
ZhangYu

File Attachments

1)  , downloaded 1117 times



2)  , downloaded 1019 times



Subject: Re: problems about downloading datawarrior for windows

Posted by [Gavin](#) on Thu, 26 Apr 2018 06:54:29 GMT

[View Forum Message](#) <> [Reply to Message](#)

Hi Thomas,

I get the attached view in command line.

Gavin.

File Attachments

1) [RE New reply to Re problems about downloading datawarrior for windows by thomas.msg](#), downloaded 941 times

Subject: Re: problems about downloading datawarrior for windows

Posted by [thomas](#) on Thu, 26 Apr 2018 18:29:27 GMT

[View Forum Message](#) <> [Reply to Message](#)

Dear ZhangYu, what it means is, that Java is not installed properly. Thomas

Subject: Re: problems about downloading datawarrior for windows

Posted by [thomas](#) on Thu, 26 Apr 2018 18:30:47 GMT

[View Forum Message](#) <> [Reply to Message](#)

Hi Gavin,

I cannot open the binary file that you have attached. Can you please copy the message as text from the command line window and just paste it into your reply?

Thanks in advance, Thomas

Subject: Re: problems about downloading datawarrior for windows

Posted by [zhangyu](#) on Fri, 27 Apr 2018 03:22:39 GMT

[View Forum Message](#) <> [Reply to Message](#)

Dear Thomas,

I know what you said, but generally the following situation does not mean that Java has been installed successfully?

Java installation path: C:\Program Files\Java

Datawarrior installation path: C:\Program Files\DataWarrior

Hope to get your help, thank you very much!

File Attachments

1) [2.PNG](#), downloaded 963 times

```
C:\Users\Administrator>java -version
java version "10.0.1" 2018-04-17
Java(TM) SE Runtime Environment 18.3 (build 10.0.1+10)
Java HotSpot(TM) 64-Bit Server VM 18.3 (build 10.0.1+10, mixed mode)
```

2) [1.PNG](#), downloaded 884 times

```
C:\Windows\system32\CMD.exe
C:\Users\Administrator>javac
用法: javac <options> <source files>
其中, 可能的选项包括:
@<filename>          从文件读取选项和文件名
-Akey[=value]        传递给注释处理程序的选项
--add-modules <模块><,<模块>>*
                    除了初始模块之外要解析的根模块; 如果 <module>
                    为 ALL-MODULE-PATH, 则为模块路径中的所有模块。
--boot-class-path <path>, -bootclasspath <path>
                    覆盖引导类文件的位置
--class-path <path>, -classpath <path>, -cp <path>
                    指定查找用户类文件和注释处理程序的位置
-d <directory>       指定放置生成的类文件的位置
-deprecation         输出使用已过时的 API 的源位置
-encoding <encoding> 指定源文件使用的字符编码
-endorseddirs <dirs> 覆盖签名的标准路径的位置
-extdirs <dirs>      覆盖所安装扩展的位置
-g                  生成所有调试信息
-g:<{lines,vars,source}>
                    只生成某些调试信息
-g:none            不生成任何调试信息
-h <directory>      指定放置生成的本机标头文件的位置
--help, -help       输出此帮助消息
--help-extra, -X     输出额外选项的帮助
-implicit:<{none,class}>
                    指定是否为隐式引用文件生成类文件
-J<flag>            直接将 <标记> 传递给运行时系统
--limit-modules <模块><,<模块>>*
                    限制可观察模块的领域
--module <module-name>, -m <module-name>
                    只编译指定的模块, 请检查时间戳
--module-path <path>, -p <path>
                    指定查找应用程序模块的位置
--module-source-path <module-source-path>
                    指定查找多个模块的输入源文件的位置
--module-version <版本>
                    指定正在编译的模块版本
-nowarn            不生成任何警告
-parameters       生成元数据以用于方法参数的反射
-proc:<{none,only}>
                    控制是否执行注释处理和/或编译。
-processor <class1>[,<class2>,<class3>]...1
                    要运行的注释处理程序的名称; 绕过默认的搜索进程
--processor-module-path <path>
                    指定查找注释处理程序的模块路径
--processor-path <path>, -processorpath <path>
```

Subject: Re: problems about downloading datawarrior for windows
Posted by [Gavin](#) on Fri, 27 Apr 2018 19:20:18 GMT
[View Forum Message](#) <> [Reply to Message](#)

Hi Thomas,

Command line said:

java version "1.8.0_171"
Java(TM) SE Runtime Environment (build 1.8.0_171-b11)
Java HotSpot(TM) Client VM (build 25.171-b11, mixed mode, sharing)

Subject: Re: problems about downloading datawarrior for windows
Posted by [thomas](#) on Sat, 28 Apr 2018 21:55:45 GMT
[View Forum Message](#) <> [Reply to Message](#)

Hi Gavin,

your Java installation seems OK and is 32-bit. DataWarrior is 32-bit as well. Thus, the obvious things are OK. Can you open a command line window, cd to the DataWarrior installation directory in 'Program Files (32bit)' and then try to launch DataWarrior from there by typing 'datawarrior.exe'? Maybe you see an error message that tells us where to continue...

Thomas

Subject: Re: problems about downloading datawarrior for windows
Posted by [thomas](#) on Mon, 30 Apr 2018 09:29:16 GMT
[View Forum Message](#) <> [Reply to Message](#)

Dear ZhangYu,

unluckily, I could just confirm that the current DataWarrior installation (4.7.2) for Windows is not compatible with the new Java 10 update. Evidently the JRE folder structure changes such that the java binary is not recognized anymore. Macintosh and Linux should not be affected.

We will try to get an update for Windows as quickly as possible. For the time being you may uninstall JRE 10 and use the latest Java 8 instead or just wait for the DataWarrior update.

Sorry for that,

Thomas

Subject: Re: problems about downloading datawarrior for windows
Posted by [Gavin](#) on Tue, 01 May 2018 11:46:17 GMT
[View Forum Message](#) <> [Reply to Message](#)

Hi Thomas,

I am not familiar with using the command line. Please can you write down some step-by-step

instructions for me to follow.

Thanks,
Gavin.

Subject: Re: problems about downloading datawarrior for windows
Posted by [zhangyu](#) on Wed, 02 May 2018 07:13:02 GMT
[View Forum Message](#) <> [Reply to Message](#)

Dear Thomas,

Yours sincerely,
ZhangYu

Subject: Re: problems about downloading datawarrior for windows
Posted by [Gavin](#) on Wed, 02 May 2018 09:53:05 GMT
[View Forum Message](#) <> [Reply to Message](#)

Thomas,

Not sure how, but DW now seems to be working fine!

Kind regards,
Gavin.
