

Subject: New feature request: structure-activity matrix
Posted by [mvamos](#) on Tue, 24 Mar 2020 19:03:58 GMT

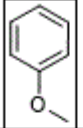
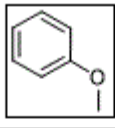
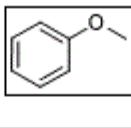
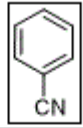
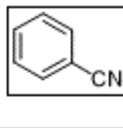
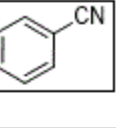

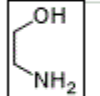
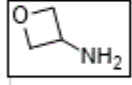
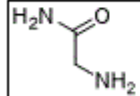
[View Forum Message](#) <> [Reply to Message](#)

Hello. A nice additional feature would be the ability to have a structure-activity matrix similar to what you can see in the attached file. I know that you can do something like this using the 2D or 3D views with R1/R2 etc defined. This would be easier to view and interpret in table form, I think. With the 2D viewer the structures get so small when you have more than a handful.

File Attachments

1) [example.xlsx](#), downloaded 604 times

2) [example.gif](#), downloaded 918 times

		R2					
							
R1		1.5	10.2	3.5	5.2	9.8	
			2.3	100	100	100	100
							
		4.2		1			5.6
	